



2025 Tabletops


Sassman Glass & Mirror

4455 NW 6th DR Des Moines, IA 50313

515-243-1500 | office@sassman.com


www.sassman.com

January 2025



Flat Polish

Flat polished edges are the most popular choice of edgework, aside from the simple seamed edge. If the glass in your project is frameless or will not have some type of border that hides the edges, then polished edges are great for that option. This polish is made by grinding down the edges of the glass and then buffering them to leave a clear finish. It's a straight cut edge that is polished with a slight 45° angle on the top and bottom.



Flat Grind


Another popular edge choice is flat ground edges. This is a comparable look to the flat polish, but the edge is made by grinding down the edges of the glass and then sanding them to leave an opaque and more matte appearance. It's a straight cut edge that is polished with a slight 45° angle on the top and bottom.


Pencil Polish

The term 'pencil' refers to the rounded glass finish of the edge radius, which is similar to the roundness of a pencil. This polish is made by grinding down the edges of the glass and then buffering them to leave a clear finish. This style of edge treatment is ideal for circular tables or furniture with rounded corners, as glass protector tops fit nicely on these.

Pencil Grind


Pencil grind is a comparable choice to pencil polish, but the edges are sanded down to create an opaque and more matte appearance.





Beveled Edge

Beveled glass is made by creating an angled surface around the entire outside edge of a larger piece of glass, usually at an angle of fewer than 90 degrees. The bevel adds an appealing design element and acts as a prism for light to create fascinating color highlights that would be absent in flat glass applications. This manufacturing difference makes beveled glass a unique choice for most design applications. Not available on curved tabletops.



Seamed Edge

Flat glass will often have a seamed edge or that has been lightly sanded to remove any sharp burrs for. This glass is safe to handle but is not intended for decorative use. A sanding belt is used to lightly sand off the sharp edges of the glass also referred to as a swiped edge or a chamfered edge. Seamed edges are the most economical but not recommended if the edges will be exposed.

**We offer a wide range of glass thickness and colors. Stop into our show room to take a look at our colored glass samples! Tabletops available in tempered and non-tempered options. We offer custom shapes to fit your needs and can add holes for desktops.
Beveling is not available on curved cuts.**