



Tabletop Glass


Built on Trust. Crafted in Glass.

Enhance your space with a custom glass tabletop, available in a variety of shapes, sizes, and finishes. We offer both tempered and non-tempered glass in thicknesses ranging from 1/4" to 1/2", with a selection of clear and colored glass options. Visit our showroom to explore our full range of color samples in person!


Our tabletops are made to fit your specific needs, with the ability to add holes, curved corners, and custom shapes for desks, dining tables, and more. Please note: beveling is not available on curved cuts.

Choosing the right edge finish is essential for both safety and aesthetics. We offer a variety of edge treatments to suit your project:


- **Seamed Edge**
The most economical choice. Sharp edges are lightly sanded (also known as a chamfered or swiped edge) to make the glass safe to handle. Best for glass with hidden or framed edges, not recommended for exposed applications.
- **Flat Polished Edge**
Our most popular decorative edge. The glass is ground smooth and polished to a crystal-clear finish, with a subtle 45° angle on the top and bottom. Ideal for frameless or exposed-edge installations.
- **Flat Ground Edge**
Similar in shape to flat polish but with a matte, frosted look. The edge is sanded rather than buffed, creating a softer, opaque finish.
- **Pencil Polished Edge**
This rounded edge mimics the curve of a pencil, polished to a clear finish. Perfect for round tables or furniture with curved corners.
- **Pencil Ground Edge**
Like pencil polish, but with a matte finish. A great choice when you want a rounded shape without the shine.
- **Beveled Edge**
Beveled glass features an angled cut along the perimeter (less than 90°), creating a prismatic effect that reflects light beautifully. A popular decorative upgrade for rectangular and square tabletops. Not available on curved shapes.



Flat Grind



Flat Polish




Pencil Grind



Pencil Polish



Beveled Polished Edge



Seamed Edge

Need help deciding? Our team is here to guide you in choosing the perfect glass type and edge style for your tabletop project. Stop by the showroom or contact us today!

515-243-1500

office@sassman.com

www.sassman.com

4455 NW 6th DR

Des Moines IA 50313